



SUMMER

come on an adventure



GRADE V
SUMMER HOLIDAY
HOMEWORK
(2024-25)



“Summer vacation: the perfect opportunity to recharge, rejuvenate, and come back stronger.”




Dear Students,

*Children are amazing...cherish them
They are believable...trust them
They are childlike...let them
They are energetic...nourish them
Here now, be with them...
Innocent, delight in them... Magical, fly with them...*

BONDING TIME

Holiday is the time that we all eagerly wait for. We all make plans to enjoy, to relax and to empower ourselves during these gala days. This summer vacation the Holiday Homework so designed by the mentors of the school is a medium for you all to achieve the motto of “Fun and Learn” The activity-based assignments will foster curiosity, develop creativity, enhance knowledge and instil the joy of learning among you all. They will certainly help you discover a new you who is more enriched and confident and performs every action to perfection.





As it is well recognized that Golden Gate Global School not only focuses on academics but lay equal importance on Co-scholastic Competencies. The school also desires you to adhere to the following guidelines for a fulfilling break:

REMEMBER

- **Neatness and presentation are common parameters for most of the activities assigned.**
- **Please maintain the quality of work done.**
- **Complete and submit the holiday homework according to the dates given. Note down these dates carefully as late submission after these dates is not acceptable and you will be losing the marks/grades for the same if you miss the date.**
- **Holiday homework will be assessed on certain parameters and marks/grade will be awarded accordingly.**
- **Make sure that all syllabus done till May must be revised thoroughly in the last two weeks of June as it will help you to retain and adjust after the long break.**

BE A WONDERFUL HUMAN BEING:

- ***Follow a schedule during holidays. Be a good time manager.***
- ***Read newspapers daily and stay updated with current affairs.***
- ***Do the homework independently, only ask for assistance from your parents or guardians.***
- ***Give time to pursue your hobby.***
- ***Appreciate nature and go for “Nature Walks”, plant trees and spread the message of Nature Conservation.***
- ***Watch some good movies with your ward on love, compassion, humanity, kindness, forgiveness etc.***
- ***Talk about the importance of parents and elders. Have at least 4-5 meals together.***

Remember

“EVERY ACTION IS IMPORTANT AND EVERY DEED IS VITAL.....”

Wishing all the students a joyful learning and Happy Holidays.

EXPLORE LEARNING TOGETHER...

BACK TO SCHOOL

Important Dates

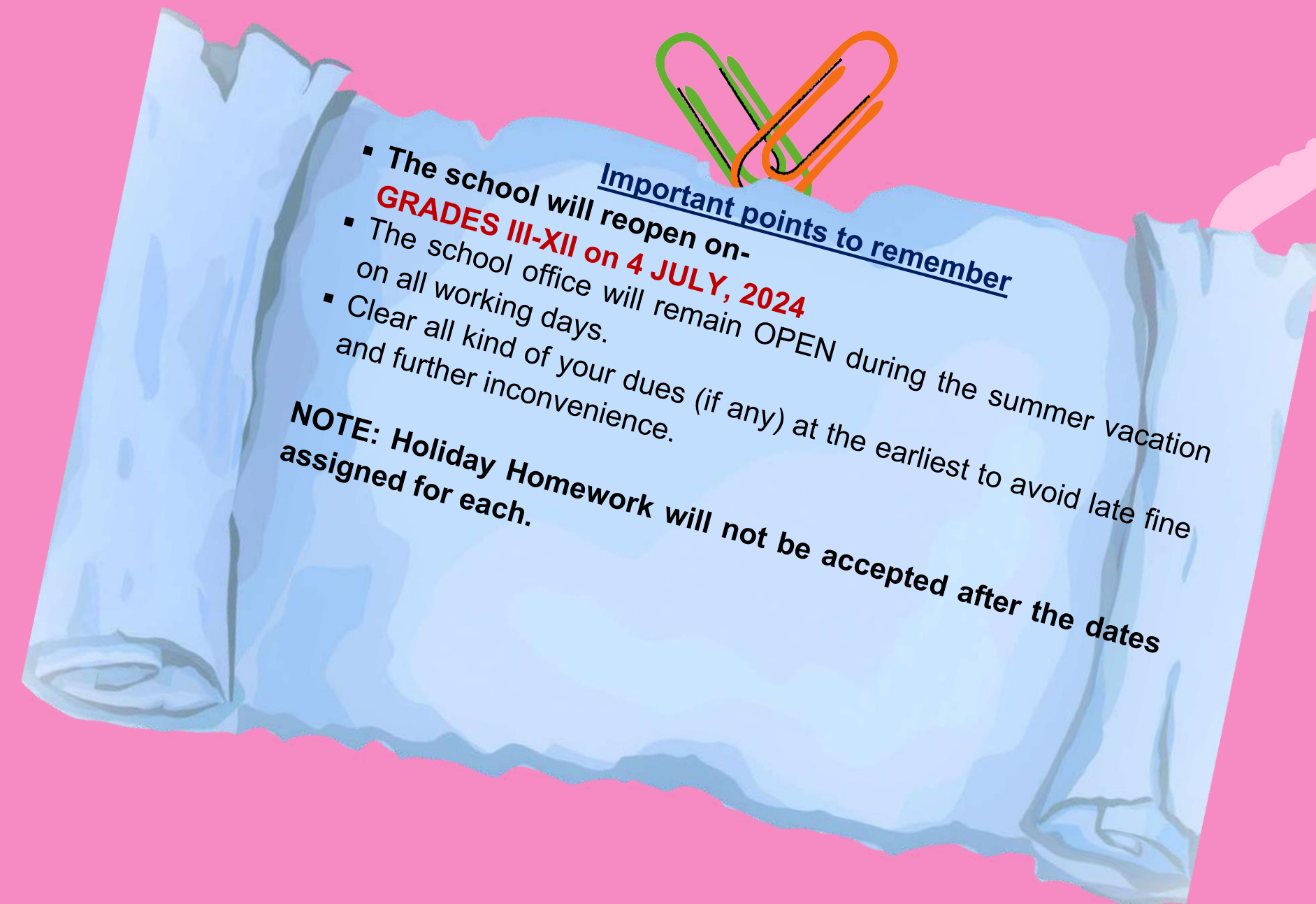
HOLIDAY HOMEWORK

Date of Submission

8 JULY, 2024 – ENGLISH & SCIENCE

9 JULY, 2024 – SOCIAL SCIENCE & MATHS

10 JULY, 2024 – HINDI



English language Integrated with ICT, and Art.

ADVENTURES AWAITS GO FIND IT

Summer is the perfect time for children to embark on exciting adventures and create lasting memories. Whether it's exploring new places, trying new activities, or simply venturing into the unknown places.

"Summertime is always the best of what might be." – This quote encapsulates the sense of endless possibilities and excitement that summer brings. It

- encourages children to embrace the opportunities that summer offers and
- make the most of their time outdoors, exploring, and enjoying new experiences.
-
-
- 1. Students are required to make a VLOG of 3 days of their summer vacations which they feel is the most adventurous time during their vacations. It could be a trip, or anytime which they feel is the most productive and adventurous time during their vacations. They need to post the vlog on respective class groups. The vlog should start from a basic introduction and then students have to share about the place they are visiting and their experiences in ENGLISH LANGUAGE. Remember that confidence is essential for creating a great vlog.
-

Forward the videos in your class group according to the section wise dates allotted:

- Section A: 28TH June '24 (Friday)
- Section B: 29th June '24 (Saturday)
- Section C: 30TH June '24 (Sunday)



NOTE -Seeing a new area may be a really enriching experience. Exploring a new area and documenting what you see is a natural part of the experience. On the other hand, your viewer do not need to learn everything. In truth, you are not required to document every detail of your journey. Do not become so engrossed in travel vlogging that you neglect to enjoy your vacations.

CUISINES

“A cuisine is a characteristic style of cooking practices and traditions, often associated with a specific region, country or culture.”

Students are required to prepare a thali of different cuisines of the following states using polymer clay.

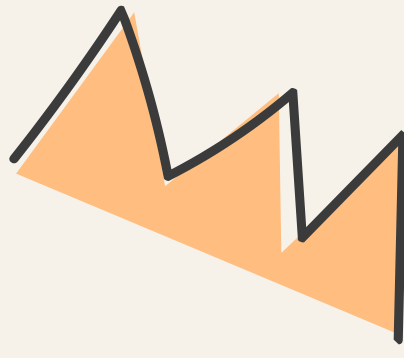
- Section **A**- Chhattisgarh

- Section **B** –Karnataka

- Section **C**-West Bengal



हिंदी



दी गई लिपियों को शीट पर बनाकर रंगीन ऊन या धागों के टुकड़ों को चिपकाकर सजाइए ।

कक्षा V A छत्तीसगढ़

Vowels and diacritics

अ	आ	इ	ई	उ	ऊ	ए	ओ
	ा	ि	ी	ु	ू	े	ो
a	ā	i	ī	u	ū	e	o
[a]	[a:]	[i]	[i:]	[u]	[u:]	[e]	[o]
अइ	अं						
ौ	ं						
au	aṁ						
[au]	[ā/ṅ/n/m]						

Consonants

क	ख	ग	घ	च	छ	ज	झ
ka	kha	ga	gha	ca	cha	ja	jha
[ka]	[k ^h a]	[ga]	[g ^h a]	[tsa/cça]	[tʃ ^h a/cç ^h a]	[ja]	[za]
ट	ठ	ड	ढ	त	थ	द	ध
ṭa	ṭha	ḍa	ḍha	ta	tha	da	dha
[ṭa]	[t ^h a]	[ḍa]	[d ^h a]	[ta]	[t ^h a]	[da]	[d ^h a]
न	प	फ	ब	भ	म	र	ल
na	pa	pha	ba	bha	ma	ra	la
[na]	[pa]	[p ^h a/fa]	[ba]	[b ^h a]	[ma]	[ra]	[la]
स	ह	य	व	श	ष		
sa	ha	ya	va	ṣa	ṣha		
[sa/ça]	[ha]	[ja]	[wa]	[ʃa]	[ʃ ^h a]		

Numerals

०	१	२	३	४	५	६	७
सून्य	एक	दुई	तीन	चार	पाँच	छह	सात
sunya	ek	dui	tin	cār	pāc	chay	sāt
0	1	2	3	4	5	6	7
८	९	१०					
आठ	नव	दस					
āṭ	naw	das					
8	9	10					

कक्षा V B कर्नाटका

कन्नड स्वर

कन्नड	ಅ	ಆ	ಇ	ಈ	ಉ	ಊ	ಋ	ೠ	ಎ	ಏ	ಐ	ಒ	ಓ	ಔ
हिंदी	अ	आ	इ	ई	उ	ऊ	ऋ	ॠ	ह्रस्व ए	ए	ऐ	ह्रस्व ओ	ओ	औ
									ए			ओ		


अनुस्वर: अं (अं), विसर्ग: अः (अः)

कन्नड व्यंजन

ಕ	ಖ	ಗ	ಘ	ಙ	ಚ	ಛ	ಜ	ಝ	ಞ	ಟ	ಠ	ಡ	ಢ	ಣ	ತ	ಥ	ದ
क	ख	ग	घ	ङ	च	छ	ज	झ	ञ	ट	ठ	ड	ढ	ण	त	थ	द
ಧ	ನ	ಪ	ಫ	ಬ	ಭ	ಮ	ಯ	ರ	ಲ	ವ	ಶ	ಷ	ಸ	ಹ	ಳ	ಱ	ಱ
ध	न	प	फ	ब	भ	म	य	र	-	ल	व	श	ष	स	ह	ळ	-

कक्षा V C पश्चिम बंगाल

অ	আ	ই	ঈ	উ	ঊ
অ	আ	ই	ঈ	উ	ঊ
ক	খ	গ	ঘ	ঙ	চ
ক	খ	গ	ঘ	ঙ	চ
ট	ঠ	ড	ঢ	ণ	ত
ট	ঠ	ড	ঢ	ণ	ত
ন	প	ফ	ব	ভ	ম
ন	প	ফ	ব	ভ	ম
শ	ষ	স	হ	ল	ব
শ	ষ	স	হ	ল	ব



INDIA IS THE LAND OF MATHEMATICIANS LIKE ARYABHATA, BRAHMAGUPTA, BHASKARA, AND VARAHMIHIRA.

Section A (PATTACHITRA ART)

Beautiful Chhattisgarh!

Make a drawing on white cotton Handkerchief using various shapes of geometry in Pattachitra art form of Chhattisgarh.

Images of the Pattachitra art are given below for reference purposes.

Reference picture :



Section B (TRIBAL ART)

Beautiful Karnataka!

Make a drawing on A/4 sheet using various shapes of geometry in Tribal art form of Karnataka. Images of the Tribal art are given below for reference purposes.




Section C (DHOKRA PAINTING)

Beautiful West Bengal!

Make two book marks on "Dhokra painting" theme by your own imagination. Some idea for bookmark is given for reference :



Note: On the Outline map of India mark these three states along with their capitals.



ACTIVITY CORNER (Mandatory for all) ART AND CRAFT





DOT MANDALA ART

Dot Mandala is the classical version of Mandala Art often painted delicately on temple walls and sometimes even roofs. This art form heads outwards using only dots to create captivating visual stories. Mandalas symbolize universal enlightenment brought about by their symmetrical detailed look.

Note: Student's are required to do Dot Mandala art on an Small Canvas, Old CD Mug, Stone or Tea Coaster.

Reference Picture:



HAPPY SUMMMER

VACATION

