



S

GRADE 5

HOLIDAY HOMEWORK

A



Dear Students,

*Children are amazing...cherish them
They are believable...trust them
They are childlike...let them
They are energetic...nourish them
Here now, be with them...
Innocent, delight in them... Magical, fly
with them...*

REMEMBER

- Neatness and presentation are common parameters for most of the activities assigned.
- Please maintain the quality of work done.
- Complete and submit the holiday homework according to the dates given. Note down these dates carefully as late submission after these dates is not acceptable and you will be losing the marks/grades for the same if you miss the date.
- Holiday homework will be assessed on certain parameters and marks/grade will be awarded accordingly.
- Make sure that all syllabus done till May must be revised thoroughly in the last two weeks of June as it will help you to retain and adjust after the long break.

O



BE A WONDERFUL HUMAN BEING:

- Follow a schedule during holidays. Be a good time manager.
- Read newspapers daily and stay updated with current affairs.
- Do the homework independently, only ask for assistance from your parents or guardians.
- Give time to pursue your hobby.
- Appreciate nature and go for “Nature Walks”, plant trees and spread the message of Nature Conservation.
- Watch some good movies with your ward on love, compassion, humanity, kindness, forgiveness etc.
- Talk about the importance of parents and elders. Have at least 4-5 meals together.

Remember

“EVERY ACTION IS IMPORTANT AND EVERY DEED IS VITAL....”

Wishing all the students a joyful learning and Happy Holidays.

EXPLORE LEARNING TOGETHER...



ENGLISH-HINDI ART-INTEGRATED HOLIDAY HOMEWORK

TOPIC

Tense & Kaal – A Comparative Journey

"Time Talks: English Tense vs Hindi Kaal"
– A Visual Grammar Chart

Objective

To help students understand how Tenses in English and Kaal in Hindi work similarly to show time and action, and how grammar in different languages is connected.

WHAT TO DO

For each **type**, mention:

- ❖ Name in **English & Hindi**
- ❖ **Definition** (in simple words) in both languages
- ❖ **3 sub-types** of each tense/kaal (Simple, Continuous, Perfect)
- ❖ **One sentence example** for each sub-type in **both English and Hindi**
- ❖ Underline or highlight the **verb form** showing the tense/kaal

Format:

You may use an A3 sheet or a foldable chart/poster format
Divide your chart into 3 columns:

- ❖ **Tense Type**
- ❖ **English**
- ❖ **Hindi.**

Create a detailed, colorful chart/poster comparing the three main **types of Tenses (English)** & **Kaal (Hindi)**:

- ❖ **Present (वर्तमान काल)**
- ❖ **Past (भूतकाल)**
- ❖ **Future (भविष्यत काल)**



ART INTEGRATION

- ❑ Decorate your chart with icons, mini drawings, or symbols for each tense (e.g., a clock for present, an old scroll for past, a rocket for future).
- ❑ Use color codes for Present (green), Past (blue), Future (orange).
- ❑ Make it look like a grammar timeline or a duo-language flip chart.

SAMPLE ENTRY (for Present Tense)

TENSE TYPE	ENGLISH EXAMPLE	HINDI EXAMPLE
Present Simple	I play football. (Habitual action)	मैं फुटबॉल खेलता हूँ। (आदत दर्शाता है)
Present Cont.	She is eating lunch. (Ongoing action)	वह दोपहर का भोजन खा रही है। (चल रही क्रिया)
Present Perf.	We have finished homework. (Completed)	हमने गृहकार्य पूरा कर लिया है। (पूर्ण क्रिया)

LEARNING OUTCOME:

By the end of this activity, you will:

- Understand how **Tense = Kaal** in both languages
- Learn how to **recognize, compare, and use** different forms of verbs
- Appreciate the **beauty of language connections**
- Improve your **bilingual grammar** and **presentation skills**

ENGLISH AND HINDI HANDWRITING

Do 10 pages of English and 10 pages of Hindi handwriting books.



SCIENCE

ART-INTEGRATION

My Nature Collage – Two Sides of One Earth

"NATURE AND ME –MY WORLD, MY RESPONSIBILITY!"

Create a vibrant collage or poster with two clear sections:



Biotic Side (Living World)

Include photos or drawings of:

- Animals (birds, pets, wild animals)
 - Humans, trees, plants, insects
- Be creative—draw, print, or even use leaf prints!

Abiotic Side (Non-Living World)

Show elements like:

- The sun 
- Water 
- Air 
- Soil 

Decorate each side using drawings, magazine cut-outs, stickers, or even real dried items (like sand or leaves)!

RESPONSIBILITY TIME!

Write 3 promises (responsibilities) under each side showing how YOU will help protect:

Biotic Life (e.g., "I will not harm animals.")

Abiotic Resources (e.g., "I will save water.")

Add fun titles like:

"My Green Pledge"






"Hero of the Earth"





Mission Title: “Operation Lemon Mystery!”




Magic Steps to Make Your Invisible Ink:

1.  **Squeeze the Secret Potion:**
Roll and squeeze the lemon into a bowl using your spoon to get all the juice out. This is your *magic ink*.
2. **Add a Drop of Mystery:**
Add a few drops of water to the lemon juice and stir with the spoon to dilute it—this makes your invisible potion even better!
3. **Write the Hidden Message:**
Dip your swab, brush, or earbud into the lemon juice. Write your secret message, code, or symbol on the paper. Make sure it's bold and clear (even if you can't see it now!).
4.  **Let the Mystery Settle:**
Let the paper dry completely. Once it dries, your message will become completely invisible—like it never existed!
5.  **Reveal the Magic:**
Ask an adult to carefully hold the paper near a warm light bulb, iron, or candle (not too close!)
Watch as your secret message appears like magic!

LEARNING OUTCOME:

You'll explore science + fun + creativity all in one experiment!

Mystery Materials:

1 juicy lemon 
1 small bowl
1 cotton swab, paintbrush, or earbud
A sheet of white paper 
1 spoon 
A curious mind and a sprinkle of science magic!

What's Really Happening?

Lemon juice is an **organic substance** that oxidizes (changes color) when heated. Your message appears **brown** because of this chemical reaction!

SCIENCE

ART-INTEGRATION

Become a Science Detective and write secret messages that only YOU know how to reveal!



SOCIAL STUDIES ART-INTEGRATION

- Mark and label all the 7 continents and 5 oceans clearly.
- Add pop-up drawings or mini stickers to show:
- Animals of each continent (kangaroo in Australia, panda in Asia)
- Abiotic features like mountains, clouds, rivers, sun
- Small 3D features using clay, paper folds, or recycled items

Make Your Own 3-D Globe! Bring the Earth to life in 3-D!

Use a paper mache ball, a foam sphere, or even a balloon to create your globe.

WHY THIS PROJECT ROCKS:

**Secret Science Mission :
Create Your Own Invisible Ink!**

- Learn how living and non-living things are connected
- Explore your creativity
- Become a nature protector and planet hero



S



GOLDEN GATE GLOBAL SCHOOL

MATHEMATICS

ART-INTEGRATION

A



d

Rangoli with Symmetry



Patterned Art Activity



Tessellation Art

Rangoli with Symmetry (Name starting A-J)

Activity: Design a rangoli pattern on paper using symmetrical shapes.

Math Concepts: Symmetry, pattern repetition.

Art Integration: Traditional Indian art, use of coloured pencils, sketch pens.

Patterned Art Activity (Name starting K-T)

"Create and Color Your Own Patterned Art"

Activity: Pattern Activity on canvas

Math concept: Identify and create different types of patterns on canvas.

Art Integrated Learning: Real-life patterns (tiles, fabrics, nature)

Materials Required:

Drawing sheet / handmade paper, Stationery

Compass (for circular patterns), Colored pencils / sketch pens / markers

Black pen or gel pen for outlines, Stencils (optional)

Tessellation Art Activity –

Activity: Tiling with Shapes (Name starting U-Z)

Math concept: Geometry, Symmetry, Transformations, Repetition & Pattern Recognition & Spatial Reasoning.

Learning Objectives: Understand the concept of tessellation — covering a surface using repeating shapes with no gaps or overlaps.

Materials Required: A4 sheet or drawing paper, stationery, Scissors, Colored pencils, crayons, or sketch pens, Thick paper or cardboard (for stencil making), Glue or tape (for assembling custom tile shapes).

Art-Integrated Learning : Connect mathematical concepts of geometry and symmetry with visual art. Explore the use of tessellation in cultural and traditional art, such as Islamic tiles



O



MANGO COCONUT COOLER **(FATHER'S DAY SPECIAL)**

INGREDIENTS:

- * 1 ripe mango (peeled and chopped)
- * 1 cup coconut milk (chilled)
- * ½ cup cold water or ice cubes
- * 1-2 tbsp jaggery or honey (optional, depending on mango's sweetness)
- * 1 tsp chia seeds (soaked for 10 minutes)
- * A pinch of cardamom powder (optional)
- * Mint leaves for garnish

INSTRUCTIONS:

- 1. Blend:** in a blender, add chopped mango, coconut milk, water/ice cubes, jaggery/honey, and cardamom powder. Blend until smooth and creamy.
- 2. Add chia seeds:** stir in soaked chia seeds gently.
- 3. Serve:** pour into a tall glass, garnish with mint leaves, and may be a slice of mango on the rim.
- 4. Love touch:** add a paper note or tag on the glass with a sweet message like "made with love by your daughter!"

WHY IT'S SPECIAL:

- Mango is the king of fruits—just like Dad!
- Coconut milk gives a rich, tropical twist.
- Chia seeds add texture and health.
- It's dairy-free, refined-sugar-free, and totally veg-friendly.



NOTE: CLICK PICTURES WITH YOUR FATHER ALONG WITH THE DRINK AND POST IT ON GALLERIA



U



Dates for submission of Holiday homework

GRADE V

ENGLISH-HINDI - 9 July, 2025

SST-SCIENCE - 10 July, 2025

MATH - 11 July 2025

NOTE: Holiday Homework will not be accepted after the dates assigned for each.

Important points to remember

**The school will reopen on-
GRADES III-XII on 8 July, 2025
BALVATIKA on 9 July, 2025**

The school office will remain OPEN during the summer vacation on all working days. Clear all kind of your dues (if any) at the earliest to avoid late fine and further inconvenience.

Bonus points for neatness, creativity, and accuracy!



K