



GOLDEN GATE GLOBAL SCHOOL

Summer Holiday Assignment For Grade 9

Dear Students,

Children are amazing...cherish them

They are believable...trust them

They are childlike...let them

They are energetic...nourish them

Here now, be with them...

Innocent, delight in them... Magical, fly with them...

BONDING TIME

Holiday is the time that we all eagerly wait for. We all make plans to enjoy, to relax and to empower ourselves during these gala days. This summer vacation the Holiday Homework so designed by the mentors of the school is a medium for you all to achieve the motto of “Fun and Learn” The activity-based assignments will foster curiosity, develop creativity, enhance knowledge and instil the joy of learning among you all. They will certainly help you discover a new you who is more enriched and confident and performs every action to perfection.

As it is well recognized that Golden Gate Global School not only focuses on academics but lay equal importance on Co-scholastic Competencies. The school also desires you to adhere to the following guidelines for a fulfilling break:

REMEMBER

- Neatness and presentation are common parameters for most of the activities assigned.
- Please maintain the quality of work done.
- Complete and submit the holiday homework according to the dates given. Note down these dates carefully as late submission after these dates is not acceptable and you will be losing the marks/grades for the same if you miss the date.
- Holiday homework will be assessed on certain parameters and marks/grade will be awarded accordingly.
- Make sure that all syllabus done till May must be revised thoroughly in the last two weeks of June as it will help you to retain and adjust after the long break.

BE A WONDERFUL HUMAN BEING:

- Follow a schedule during holidays. Be a good time manager.
- Read newspapers daily and stay updated with current affairs.
- Do the homework independently, only ask for assistance from your parents or guardians.
- Give time to pursue your hobby.
- Appreciate nature and go for “Nature Walks”, plant trees and spread the message of Nature Conservation.
- Watch some good movies with your ward on love, compassion, humanity, kindness, forgiveness etc.
- Talk about the importance of parents and elders. Have at least 4-5 meals together.

Remember

“EVERY ACTION IS IMPORTANT AND EVERY DEED IS VITAL.....”

Wishing all the students a joyful learning and Happy Holidays.

EXPLORE LEARNING TOGETHER...

IMPORTANT POINTS TO REMEMBER

The school will reopen on-
GRADES IX-XII on 8th July,2024

The school office will remain OPEN during the summer vacation on all working days.
Clear all kind of your dues (if any) at the earliest to avoid late fine and further inconvenience.

PPTs & PDFs will be shared in class groups. Groups settings will be opened on 3rd & 4th 8th July 2025.

Dates for submission of Holiday homework

GRADES IX-XII

01/07/2025- English,

02/07/2025- Economics, Geography

03/07/2025- Biology,

NOTE: Holiday Homework will not be accepted after the dates assigned for each.

Handmade Projects should be submitted on the opening day.

PODCAST ASSIGNMENT

Step into the shoes of a news anchor! Your task is to **create a 2-minute podcast episode** where you report on a major event from a story/ poem you've read (from Beehive/Moments)— just like it's happening right now.

Your mission:

Choose a key moment in the story (a shocking twist, a major conflict, or an important turning point), and report on it as if you're broadcasting it live on the news. Think drama, suspense, and all the details your audience needs to stay informed!

Tips for success:

Use a clear and confident news anchor voice.

Mention the “who, what, when, where, and why.”

Add flair! Maybe include a quick interview, a sound effect, or a catchy intro.

Stay within the 2-minute time limit.



Hindi


निम्नलिखित बिंदुओं पर हस्तलिखित व चित्रों से सुसज्जित परियोजना तैयार करनी है -

1. विषय - तिब्बत एक परिचय

- तिब्बत का नामकरण
- तिब्बत की लिपि
- पर्यटन स्थल
- प्रमुख व्यंजन
- तिब्बत के त्योहार

2. किन्हीं चार पशु/ पक्षियों की विशेषताओं का सचित्र वर्णन कीजिए।

3. प्रेमचंद की किसी एक कहानी का सचित्र वर्णन कीजिए।
सभी Activity A4 साइज के पेपर पर बनानी हैं ।





Grow Your Own Kitchen Garden!

Chapter: *The Story of Village Palampur*

This holiday season, don't just *read* about farming — **live it!**

Become a young farmer and grow your very own mini crop right at home.

 **Your Mission: Be a Mini Farmer!**

What You'll Need:

- ◆ An old cup, mug, small pot, or a recycled plastic bottle
- ◆ Some soil
- ◆ Seeds – Choose *one* from the list below:

Tomato

Methi (Fenugreek)

Dhania (Coriander)

Eggplants/Capsicum/lady finger

Onion/ Garlic

Note-Submit the picture of before and after the work done.



Economics

Steps to Grow Your Plant:

Fill your chosen container with soil.

Sprinkle seeds gently over the surface.

Cover with a light layer of soil.

Water carefully — just a little!

Place your container in a sunny spot.

Water daily in small amounts.

Watch your plant grow day by day! 🌱

DINE -IN : From Farm to Plate!

Prepare 2–3 simple recipes using your harvested plant (or its parts).

Examples: Methi paratha, Coriander chutney, Tomato chutney, Any Salad containing Onion and garlic leaves

Take pictures while serving the dish to your family.

Take 2–3 photos of your plant as it grows.

- ◆ Label your plant container with your name and class.

Theme Slogan:

“Plant Today, Harvest Tomorrow!”

Let your home become a mini Palampur this holiday. Happy farming!



Geography

Make Your Own Weather Forecast

Objective:

Become a junior meteorologist! Observe, record, and report the weather like a real weather reporter. This activity will help you understand how weather data is collected and used to forecast the weather and understand climate patterns in different regions.

Instructions:

You are tasked with tracking your local weather for **7 consecutive days**. During this period, collect the following data daily:

Temperature (Maximum & Minimum in °C)

Rainfall (in mm or describe “No Rain” if dry)

Wind Speed (in km/h or use terms like Light, Moderate, Strong)

Wind Direction (e.g., North, South-East, etc.)

Geography

Part 3: Creative Weather Bulletin

Imagine you are a TV weather reporter.

Prepare a **weather bulletin** (script or video) for your city.

Introduce yourself and the city.

Report the weather trends (e.g., “We saw rising temperatures midweek...”)

Highlight any unusual weather (e.g., sudden rain, strong winds).

Include fun elements like graphics or props if making a video.

Materials to Use:

MS. POWERPOINT , CANVA or any other app .

Internet for comparison city data

Geography

Learning Outcome:

Through this project, you will:

Learn how to observe and analyze weather patterns.

Understand the impact of climate in different regions.

Develop skills in graphing, reporting, and comparative study.

Enhance communication and presentation abilities.

Bonus (Optional):

Interview a family member about how weather affects their day-to-day life or work.

Suggest one way your community can prepare for extreme weather.

Have fun being a Weather Reporter!

Mathematics

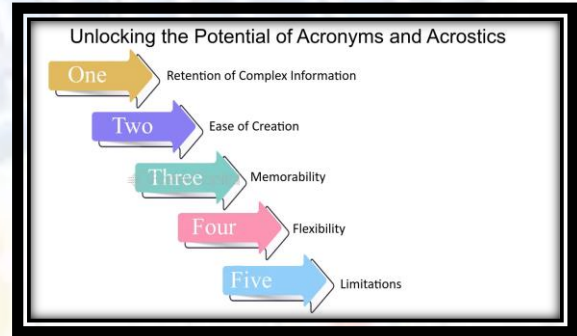
Math Survival Guide – DIY Handbook

Concept: Create your own Math shortcut guide.

Task:

Make a handbook or foldable with tips, tricks, and shortcuts for formulas, identities, and theorems from Class 9.

Add creative memory aids (like rhymes or acronyms).
Why it's useful: Helps with quick revision before exams.



Mathematics

Logical Reasoning Puzzle Booklet

Concept: Build your brain power

Task:

Create 8–10 original logic puzzles (sudoku, number grids, riddles, code-cracks).

Add answer keys and hints.

Decorate as a fun puzzle book or zine.

Why it's useful: Sharpens critical thinking and is great for peer sharing.

Math Journal – A Daily Life Diary

Concept: Reflective learning

Task:

Keep a 7-day math diary.

Each day, write about one situation where you saw or used math (in cooking, playing, buying, traveling).

Add small reflections, sketches, or calculations.

Why it's useful: Makes you see how math is everywhere.

Simple Doorbell Circuit

Concepts Covered:

- Electromagnetism in sound devices
- Circuit using a push button

Materials:

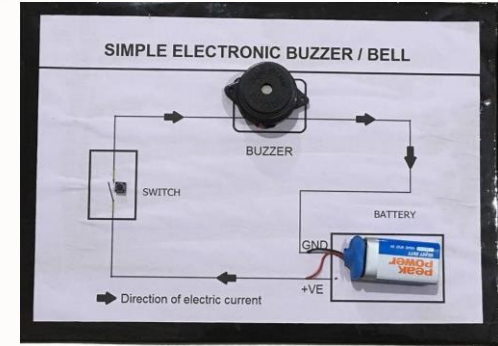
1. Buzzer
2. Push-button switch
3. 9V battery
4. Wires
5. Cardboard for presentation

What it Shows:

When the button is pressed, circuit completes, and the bell rings.

Learning Outcome:

Simple control of circuits using input devices.



THE PANCHTATVA OF OUR LIVES

Following the universal law of life, everything on this planet consists of five basic

elements, which are also referred to as “Panchamahabhuta”.

These elements of tattvas are:

- Akash (Sky or Space)● Vayu (Air)● Jal (Water)
- Agni (Fire)● Prithvi (Earth)

In this universe, everything, from any animate or inanimate object is composed of a mixture of these elements. In fact, these elements are responsible for the existence of each and everything that we see, feel, smell, eat, hear and even experience.

ACTIVITY

To make a meaningful painting on 8 by 12 inches canvas board (A4 size) and a moral quote related to it on any one of the topic using the type of art paintings given below:


- AKASH : the sky is not the limit. (patachitra painting) (Roll no. 1-8)
- VAYU : a breath of fresh air. (Tanjore painting) (Roll no. 9-16)
- JAL : Water is a treasure. Save it with pleasure. (Madhubani painting) (Roll no. 17-24)
- AGNI : Fire burns brighter in the darkness. (Mandala art) (Roll no. 25-32)
- PRITHVI : Love mother earth, and make it worth. (Warli painting) (Roll no. 33-37)

Note : Use natural colours for texture (made from tesu flowers,beetroot,turmeric etc).



"Cell-ebrity Party"

Imagine a scenario where different cell organelles are attending a party, and each one has a unique personality, appearance, and quirk. Your Giggle Grid could feature a 3x3 or 4x4 grid of characters, each representing a different organelle



Home science & arts integrated (only for Home science & Art students)

Waste to Wonder

Utilize a waste wooden cutlery piece of your kitchen and transform it magically into a decorative item.

Reflect your 'Thought of Home Management' in the form of an inspiring quote calligraphed on it.

Material Required:

Black Permanent Marker (for outlining)

Acrylic colours for giving the magic to your art work.

Calligraphy to be done with colourful permanent markers.

